

# **Parental controls guide**

# Minecraft guide

## Parental Controls information

### Type of guide

Gaming consoles and platforms

---

### Features and Benefits

Minecraft has parental controls on [Xbox Live](#) but they also have in-game safety settings. Please note, children under 13 years need parental permission to set up an account.

---

### What specific content can I restrict?



Chatting



Online games

---

### What do I need?

Xbox Live account and a iOS/Android device, Nintendo Switch, Xbox, VR or Windows 10

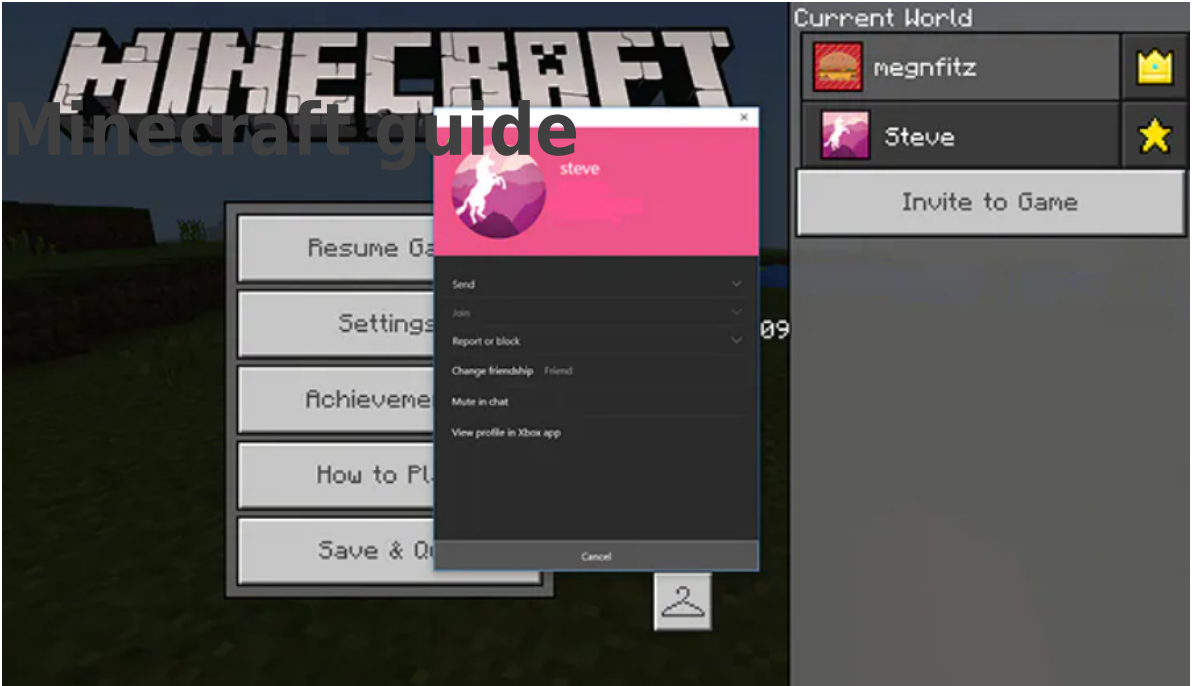
# Minecraft guide

## Step by step guide

1

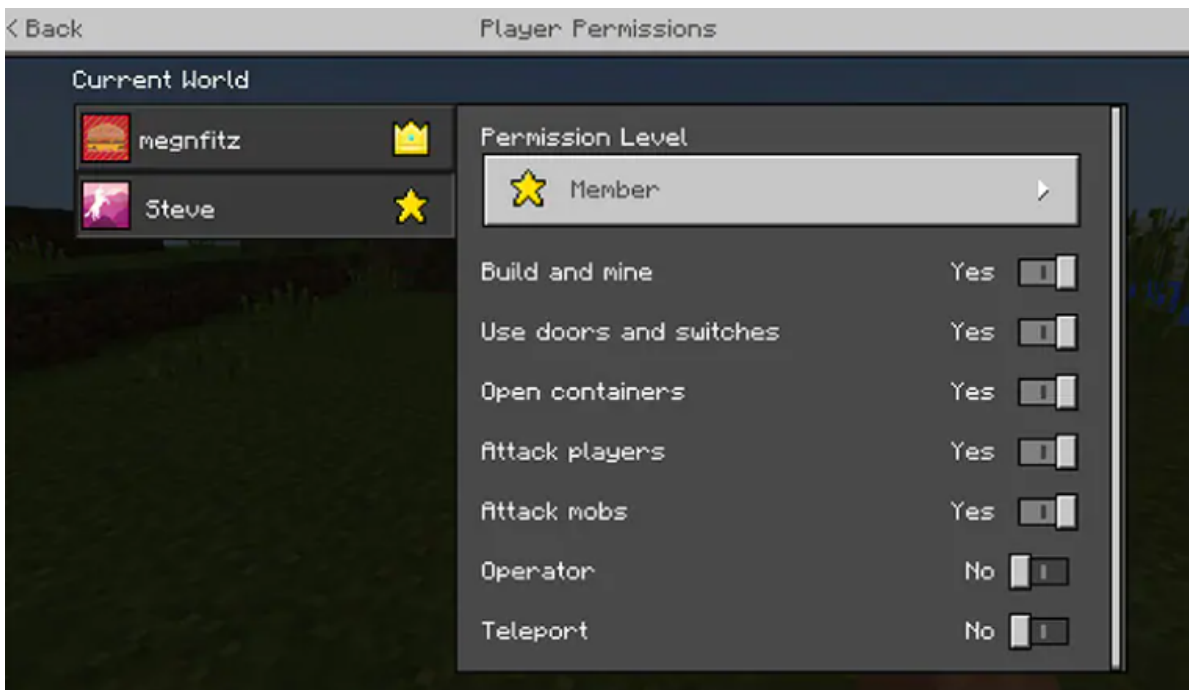
Add, mute, block, or report players in-game: When in a game and you pause, you can add, mute, or report the player(s). Just select from the options and follow the on-screen instructions.

What happens when you... Add a player - if you add a friend, they will be able to join you when you're playing Minecraft worlds and will show up in your invite lists. Mute a player - when you mute someone, you won't see any of their messages. Block a player - when you block someone, they can't contact you at all via Minecraft or the Xbox Live network. You also won't see any of their messages or game invites. Report a player - reported messages are sent to Minecraft and Xbox Live Enforcement teams. Depending on the report, they can temporarily ban chat features, suspension from joining a game or services, or a permanent Xbox Live or console suspension.



# Minecraft guide

- Set player permissions in-game You can set custom permissions for each player in your world or Realm, or use pre-set permissions levels, this is so players can't attack each other for example. When the game is paused, click on the gamer tag name, and choose the appropriate permission.



# Minecraft guide



Access family-friendly servers You can access family-friendly servers with the help of volunteers who monitor the Minecraft world for any inappropriate language, inappropriate content, and bullying. An example is intercraften.org or leahnieman.com who maintains private servers that are family-friendly.

AAA

**INTERCRAFTEN**

The #1 Family-Friendly  
Minecraft Server

HOME

JOIN SERVER

GAME MAP

RULES

CHANGELOG

DONATE

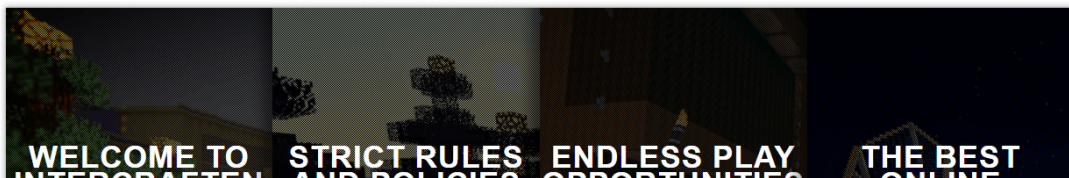
MERCH

FORUMS

YOUTUBERS

CONTACT US

TERMS AND CONDITIONS



# Minecraft guide

## Step by step guide

4

Turn off chat and external website links When playing a multiplayer game online, press the escape key. Click options and then 'multiplayer settings'. Then click on 'chat shown' to turn chat off.

1



2

Chat Settings...

Chat: Hidden

Colors: ON

Web Links: ON

Opacity: 100%

Prompt on Links: ON

Scale: 100%

Focused Height: 180px

Unfocused Height: 90px

Width: 320px

Reduced Debug Info: OFF

Done

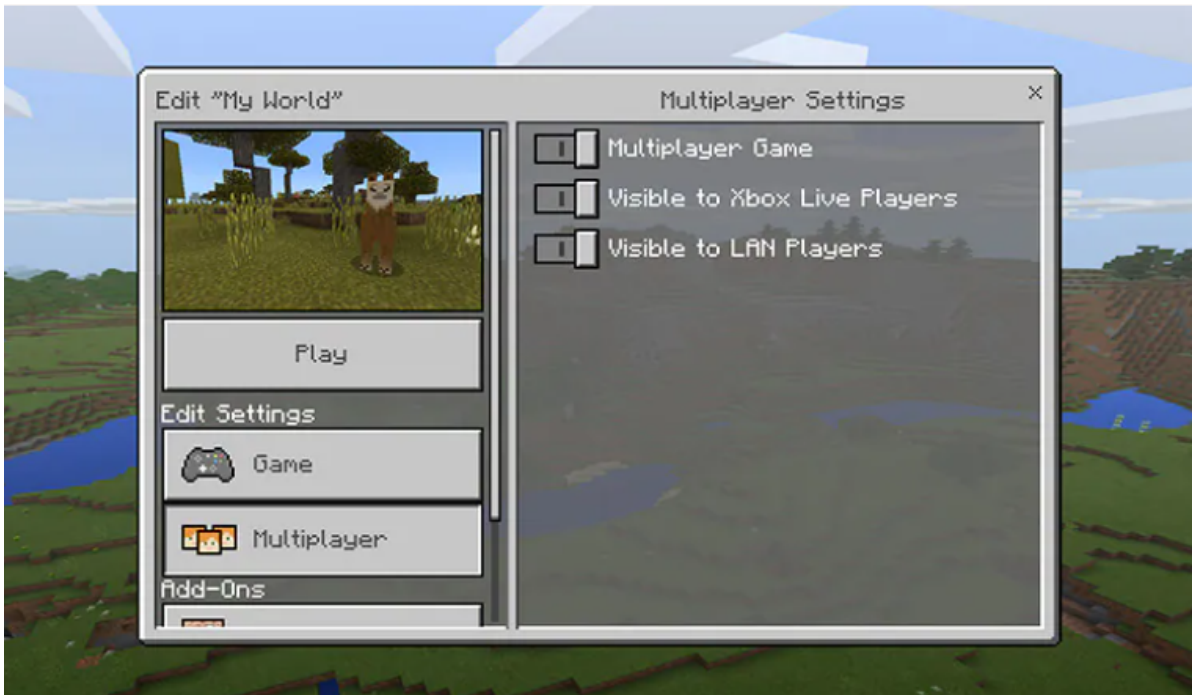




# Minecraft guide



Turn on and off multiplayer If you have Xbox Live multiplayer permission enabled, your local worlds have multiplayer settings turned on by default - friends in Xbox Live to join your world and play too. We recommend turning off multiplayer if you want to prevent anyone from joining your local worlds. Go to the settings menu from the game and click the slider next to 'Multiplayer Game' to disable. To enable click again.



# Minecraft guide



Also, since the Minecraft community is extremely active outside of the game, many players use YouTube to discuss their projects. It is worthwhile to add parental controls to your YouTube account if your child is a fan of Minecraft. See our YouTube parental guide [here](#).

