

Growing Reception Spring 2024



During the topic of 'Growing' we have...

- Talked about our own experience of growing and how we feel about growing. AT2:B3, AT2:B7
- Talked about what happens during Lent. We thought about what our Lenten promise could be .AT1:A10, AT2:B6
- Say what we wonder about growing AT2:B4
Painted pictures of things that grow & talked about how they change.AT2:B7
- Recognised the story of Palm Sunday and Good Friday AT1:A1, AT1:A4 AT1:A5, AT1:A6
- Made palms to wave when we acted out the story of Palm Sunday in front of our family and friends in the Reception Palm Story Assembly.
- Retold the story of what happened on Easter Sunday using key vocabulary. AT1:A1, AT1:A4 AT1:A5, AT1:A6, AT1:B2, AT1:A11
- We sequenced the pictures from the Easter story and explained what was happening in each picture. AT1:A1, AT1:A5, AT1:A6, AT1:B2 AT2:B4
- Understand why we make the Sign of the Cross. AT1:B1
- Celebrated Easter with our friends on our school 'Easter Day'
- Wrote key parts of the Easter story AT1:A7

‘Growing’ Vocabulary

- Grow
- Spring
- Different
- Lent
- Good Friday
- Cross
- Easter Sunday
- Ash Wednesday
- Lent
- Easter
- New Life

What do you wonder about Growing? AT2:B4



We talked about things which grow and looked for signs of Spring all around us. We found natural things that God created in the Butterfly Garden and used them to decorate a large cross.



We painted and drew pictures on the computer of things that grow. We talked about how they change as they grow. AT2:B7

We learned about what happened on Palm Sunday.

AT1:A1,AT1:A4 AT1:A5, AT1:A6



We listened to the Story of Palm Sunday and made our own palm leaves.
We acted out the story of Palm Sunday in front of our family and friends in
our Reception Palm Sunday Assembly.

We learned about what happened on Good Friday and Easter Sunday.

AT1:A1, AT1:A5, AT1:A4 AT1:A6, AT1:B2 AT1:B1



We listened to the story of Good Friday and Easter Sunday. We acted it out with our friends. We found out why we make the Sign of the Cross and created Easter cards to share with our families.


We sequenced the pictures from the Easter story and explained what was happening in each picture.

AT1:A1, AT1:A5, AT1:A6, AT1:B2 AT2:B4




We wrote key parts of the Easter story AT1:A7


● full stop



Jesus and his friends had the last supper.




Jesus died on the cross.




Jesus rose from the dead.


● full stop



Jesus and his friends had the last supper.



Jesus carried the cross.



Jesus rose again.

We celebrated Easter with our friends by wearing yellow and white to school. We went on an Easter Egg hunt, had an Easter disco and ate an Easter egg.



We made Easter crafts in the classroom and with some of our parents who came into school to do an Easter craft workshop.

