

Reception

Phonics Phases 2, 3 and 4



Literacy Early Learning Goal

Early Learning Goal – Word Reading

-Say a sound for each letter of the alphabet and at least 10 diagraphs.

-Read words consistent with their phonic knowledge by sound-blending.

Read aloud simple sentences and books that are consistent with their phonic knowledge, including some common exception words.

Early Learning Goal – Writing

-Write recognisable letters, most of which are correctly formed.

-Spell words by identifying sounds in them and representing the sounds with a letter or letters.

-Write simple phrases and sentences that can be read by others.

Phase 2



- Reading & Writing of CVC words
- Recognition of letter sounds

cat

man

bus

The dog ran on the bus.



Tricky Words



- These words need to be learned by sight. Sing along to the songs Tricky Words Phase 2 Song

Tricky Words Phase 3 Song

- **Phase 2 Tricky words:**




























I, the, go, to, into, no


- **Phase 3 Tricky words:**

he, she, me, be, we, you, they, are, was, all, her,
they, my

- Phase 3 - sounds that are represented by more than 1 letter
- Important that children constantly revise the sounds. Watch this powerpoint with your child [Phonic Phase 3 Diagraphs](#)

Phase 3 Sound Mat


j 	v 	w 	x 	y 	z 	zz 	qu 
ch 	sh 	th 	ng 	ai 	ee 	igh 	oa 
oo 	oo 	ar 	or 	ur 	ow 	oi 	ear 
air 	ure 	er 					


www.twinkl.co.uk
Copyright © Twinkl Ltd

Fisher Family Trust: Success For All Phonics

- Use this programme for 30 minutes everyday.
- Phonics lesson that involves lots of blending & segmenting of words. Children join in chorally as a class.
- Daily Shared Reading and we've introduced some paired reading after Christmas to Reception.
- Children who need extra support with Phonics will complete intervention at a separate time to whole class Phonics.

Applying to writing



























goats in the farmyard

Encourage 'having a go'. Lots of praise for using the strategies!

When writing 2 syllable words clap out the beats to split up the word e.g farmyard-farm & yard.

Phase 4

Words that contain adjacent consonants

st  nest	nd  hand	mp  lamp	nt  tent	nk  ink	ft  gift	sk  tusk	lt  belt
lp  help	lf  shelf	lk  milk	pt  script	xt  text	tr  tree	dr  drawing	gr  grandpa
cr  crab	br  brush	fr  frog	bl  blackberry	fl  flag	gl  glasses	pl  plane	cl  clown

Phase 4 Words

Words that contain adjacent consonants

tent CVCC show t-e-n first then reveal the 't' afterwards.

spin CCVC show p-i-n first then reveal the 's' afterwards.

Spell 2 syllable phase 4 words by clapping the word e.g. split the word 'desktop' into 'desk' & 'top'.

Read sentences by identifying any tricky words (to) & repeating words already read until sentence is complete.

'It is fun to camp in a tent'

Phase 4 Tricky Words

Listen to the Phase 4 song Phase 4 Tricky Word Song



These words need to be learned by sight:

said go so do have like

some come were there little

one when out what

Make it fun!

- Lead and read by example
- If they see you reading then they will see reading as important
- Read to your child and talk about the book - discuss what could happen next - let them join in familiar words that are repeated
- Reading from memory at this stage is OK
- Let them have a go and don't prompt too quickly
- Go on the Reading Egg Phonic Programme to complete activities at their level.

Activities to complete with your child

- Roll dice to make a word. Is it a real word or a nonsense word?
- Throw a beanbag into a hoop. Which sound is in the hoop the beanbag landed in.
- Make words with the magnetic letters.
- Read words in a simple caption.
- Write a word on your wipeboard.
- Use letter paint stampers to spell a tricky word.
- Pick up word with the fishing rod & read it.